

JELD-WEN®

Vinyl Windows & Patio Doors



WE SELL
ENERGY
STAR

At JELD-WEN we're proud of our
commitment to saving energy!

Innovative glass for every home

Glass plays a large role in keeping you comfortable in your residence. From controlling the amount of sunlight that shines through to influencing how much your utility bill is each month, the type of glass you install makes a big impact on your day-to-day life. JELD-WEN windows and doors are available with a myriad of glass types from industry-leading manufacturers, each one engineered to meet your needs while keeping you comfortable in both temperate and extreme climates.



SUNFLOW™ LOW-E INSULATING GLASS

Expertly engineered to improve energy efficiency in colder climates, SunFlow™ glass allows the sun's heat to penetrate through the glass and keep your house warm while simultaneously preventing heat loss to reduce your utility bills and keep you comfortable year-round.



SUNRESIST™ LOW-E INSULATING GLASS

SunResist™ glass is designed to prevent the weather outside from influencing how comfortable you are in your home. This insulating glass is ideal for those in warmer climates and is engineered to keep the sun's harmful UV rays out of your home while retaining heat indoors in the winter.



SUNSTABLE™ LOW-E INSULATING GLASS

SunStable™ Low-E insulating glass is designed to be versatile, energy-efficient, and an ideal solution for homes in a wide range of climates. This glass type balances visible light and thermal performance for energy savings and improved comfort year-round.



HEATSAVE™ INTERIOR LOW-E COATING

This innovative coating can be used in combination with other energy-efficient glasses to amplify heat retention without sacrificing light transmittance. Create a comfortable home in the coldest climates with a HeatSave™ interior coating.



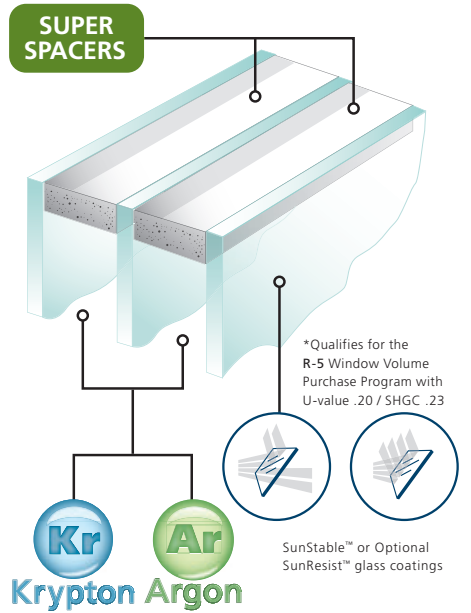
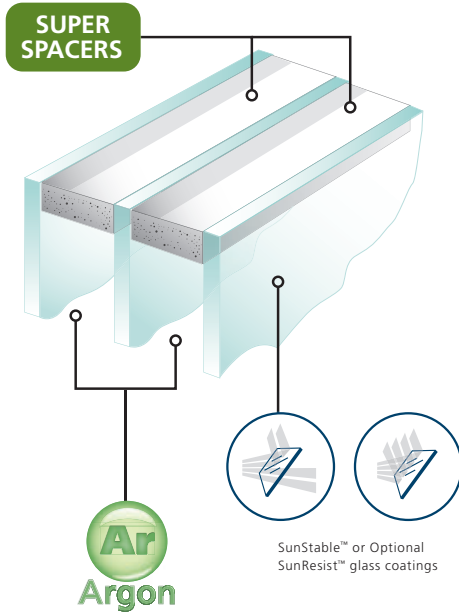
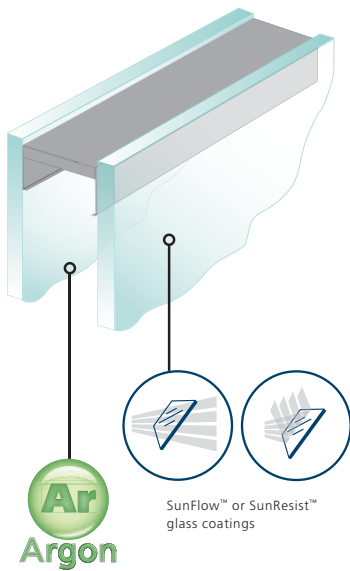
TURTLE GLASS

Innovative Turtle Glass reduces glare on both the inside and outside so you can enjoy the view while keeping hatchling turtles protected. Turtle Glass is ideal for use in all coastal climates, especially beach-front homes.



HIGH PERFORMANCE, ENERGY STAR® CERTIFIED WINDOWS FOR EVERY CLIMATE

Dual-Pane Triple-Pane Triple-Pane



ENERGY SAVER

The best value for energy savings from JELD-WEN products includes argon gas for improved thermal performance and SunResist™ glass with triple layers of Low-E coating or SunFlow™.

ENERGY SAVER MAX

For greater energy performance from JELD-WEN, select Energy Saver MAX. This insulating glass package contains three panes of glass, both with argon filled chambers and super spacers. Coated with Low-E or triple-coated SunResist™, you can rest comfortably even in the harshest weather.

ENERGY SAVER MAX-K

The Energy Saver MAX-K package includes all of the benefits of Energy Saver MAX, and adds a krypton gas fill along with argon gas for the most advanced thermal insulation available from JELD-WEN. Qualifies as a Department of Energy (D.O.E.) R-5 window.

TABLE OF CONTENTS

FinisShield™7	Patio Doors.....16
Interior Finishes.....8	RetroFit Brickmould19
Builders™ Vinyl9	Product Specifications.....23
Premium™ Vinyl12	Warranty29

Glass Options



Tempered Glass

Obscure

Bronze Tint

Grey Tint

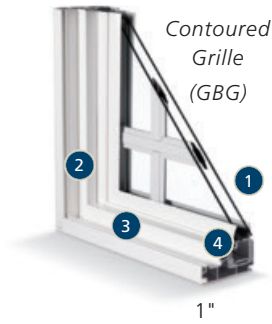
Quality Construction

All JELD-WEN® vinyl windows and patio doors feature our exclusive multichamber design for increased thermal efficiency. The full-perimeter, high-quality weatherstrip and fusion-welded frame corners create the tightest possible seal, while improving overall structural performance.

Divided Lites

Grilles Between the Glass (GBG)

Grille options deliver the look of divided lites without the additional maintenance. They are available in Prairie Glass, Prairie Frame or Colonial 5/8" or 7/8" narrow flat; 5/8" or 1" contoured.



1. 3/4" Insulated Glass
2. Weatherstrip
3. Fusion-Welded Frame
4. Multichamber Design

Simulated Divided Lites (SDL)

Bars are permanently adhered to both the interior and exterior glass for a true window "pane" look. Choose divided lites in four bar widths: 7/8", 1 1/8", 1 3/8" plus 2 1/8" (nonintersecting only).



Patio Doors with Tilt-and-Raise Mini-Blinds

Sealed between tempered safety glass. Tilt and raise patio doors feature controls to raise and lower internal mini blinds.

Extension Jamb Options*

Oak
Maple
White Vinyl
Pine
Primed
Marley




Delrin® Rollers Premium



Sliding windows feature Delrin® rollers. The sash moves smoothly along monorail tracks.

* Actual finishes may vary from samples displayed

Frame Options




Nailing Flange Frame Builders™ and Premium™ Series

This frame is designed to ensure easy installation for new construction.



Without Nailing Flange Builders™ and Premium™ Series

Designed with no nail fin for easy installation in your home. The JELD-WEN® pocket replacement frame includes head expander and sill adapter to fit into existing frame.



Block Frame Builders™ and Premium™ Series

Designed with no nail fin for easy replacement into existing block opening. Block replacement frame does not include head expander or sill adapter.



Brickmould Frame with Integral J-Channel Builders™ and Premium™ Series

Brickmould features a wide frame that replicates the traditional look of colonial wood windows.



Retrofit Brickmould Frame Premium™ Series

Innovative frame system with an integral nailing fin, can be installed quickly and works seamlessly with the home's existing siding.



FLAT CASING VINYL WINDOWS AND PATIO DOORS Premium™ Series

Each window features a sloped sill and three sides of 3-1/2" casing for architectural accuracy.

Hardware Options



Automatic Lock System Builders™ Series: Single-Hung and Slider

This special order option is available on most JELD-WEN®

vinyl single-hung and slider windows. This automatic locking system is easy to engage and is tamper resistant.



MAG-Lock® Magnetic Locking System Premium™ Series: Single-Hung and Single Slider

The Industry's first magnetic one-touch automatic lock. The

MAG-Lock® is simple, secure and easy to use. It is concealed and unidentifiable from the exterior of the home.



Style Cam-Lock Locking System Builders™ and Premium™ Series

The new locks for single-hung, double-hung and single slide windows are a stylish cam-lock with a high tower, easy, ergonomic lock lever and the JELD-WEN logo.



Standard Cam-Lock Builders™ Series

Our standard cam-lock offers a clean and functional appearance that ensures your windows will perform for years to come.

Optional Window Hardware



Multipoint casement lock shown in standard Desert Sand and White



Nesting casement & awning handles shown in optional brushed chrome

**Continuous Head & Sill
Builders™ Brickmould and Premium™ Series**

A continuous head and sill uses a single continuous top and bottom on multiple units creating a cleaner looking unit that should have less chances for air and water issues. It creates the seamless look of one solid unit on multiple units. Continuous head and sill does not take single units and join them together, they are built as one solid, single unit.



**Accidental Glass Breakage
For Life's Mishaps, JELD-WEN Has You Covered**

On our Builders and Premium Series window and patio door product lines, and on any other vinyl products ordered with the "RS" glass package, our Basic Product Coverage (Owner-Occupied or Commercial) will extend to accidental glass breakage. This coverage does not apply to damage attributable to acts of nature (e.g., fire, hurricane, etc.), civil disorder, building settling, structural failures of walls or foundations or improper installation, construction job site mishaps, storage or handling. Special glazings and ImpactGard® glass are not covered by this glass breakage warranty. Visit jeld-wen.com for full warranty details.



**Window Opening Control Device
Factory-Installed Window Opening**

Control Devices (WOCD) from JELD-WEN are designed to meet the ASTM F2090 standard intended to help prevent accidental falls from windows by children five years of age and younger*. A WOCD automatically limits the sash opening to less than four inches, unless it is deliberately disengaged, allowing the sash to fully open. The streamlined design of the JELD-WEN® WOCD won't obstruct views and preserves the beautiful appearance of your windows, unlike many aftermarket window guards.



Window in closed position



Interior View. WOCD limits the sash opening to less than 4 inches.

**As a member of the National Safety Council's Window Safety Task Force, JELD-WEN reminds homeowners that no device can prevent all window falls, so it's also important to remember these tips: close and lock your windows when children are around. Never depend on insect screens to prevent falls. Be sure to keep furniture—or anything children can climb—away from windows. If you need ventilation, open only windows children cannot reach. Teach children not to play near windows. Unattended children run the greatest risk of falls and injuries. Nothing can substitute for responsible adult supervision.*

FinisShield™

Premium™ Vinyl and Builders™ Vinyl Windows and Patio Doors



Black



Bronze

**Colors shown may not match final finish*

Our vinyl window and patio door lines are now available with FinisShield™, an exterior finish that's superior to paint in appearance, quality, and longevity. This finish technology provides improved durability for the builder and peace of mind for homeowners.

Standard Features

- Scratch resistance throughout shipping, installation, and regular cleaning and maintenance.
- Improved appearance, superior to paint and reduces color variance across multiple units.
- Superior finish durability with reflective properties to reduce heat degradation, protecting both the finish and vinyl beneath.
- Ideal for coastal settings because FinisShield™ provides superior resistance to damage from salt spray and direct sun exposure.



**For complete FinisShield™ and vinyl window and patio door product warranty please visit jeld-wen.com*

INTERIOR FINISHES

Standard Vinyl



White



Desert Sand



Almond

Premium™ Vinyl

Optional Laminate Woodgrain



Dark Oak



Light Oak



Premium™ Vinyl

Decorative Interior Grille Finishes




Dark Oak



Light Oak

Standard Hardware Finishes



White
(with white frame)



Desert Sand
(with desert sand frame)




Almond
(with almond frame)



Chestnut Bronze
(with wood laminate interior)


Optional Hardware Finishes



Antique Brass



Polished Brass




Brushed Chrome





Single-Hung Window



Bay Window




SINGLE-HUNG WINDOWS

Our single-hung windows are aesthetically modern and are constructed to be energy-efficient and low-maintenance. The sash of our single-hung window is steel-reinforced for added structural strength, and tilts in for easy cleaning. To help protect homes from drafts and moisture, they include high-quality weatherstripping.



Double-Hung Window



Bay Window

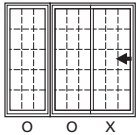


DOUBLE-HUNG WINDOWS

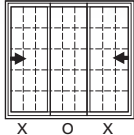
Our double-hung windows have all the features and versatility of vinyl windows along with our unique wide profile. Both top and bottom sash operate to offer flexibility, and the tilt feature provides for easy cleaning. An interlock at the meeting rails seals out air, and a locking ridge locks the bottom sash rail to the sill.



Slider Window



Reverse Slide



Two-Vent Slide



SLIDER WINDOWS

Our slider windows represent one of the three most popular styles available. You get vinyl durability with a sleek classic design profile. Designed for use in new construction or as a retrofit window, our slider windows are aesthetically appealing, energy-efficient and low maintenance.



Geometric Picture Window

Frame Options See Page 5

The windows on this spread are available with nailing flange, without nailing flange, as brickmould frame with integral J-channel or block frame.



RADIUS & GEOMETRIC WINDOWS

Custom picture windows are designed to your own sense of style giving you a broad range of attractive shapes. They provide an aesthetically appealing, energy efficient, low-maintenance solution. Each style can be matched and mulled with other window types for single and multi-window applications.

Standard Features

- Color: white
- 3/4" insulating glass with argon
- Self adjusting balances allow for quiet, easy, smooth operation on single-hung and double-hung
- Contoured finger lifts for ease of operation on single-hung and double-hung
- Overall jamb width is 2-29/32" on single-hung and slider
- Overall jamb width on standard double-hung frame is 3-1/4", brickmould frame is 3-5/8"
- Lifetime Limited Warranty
- Mitered and fusion-welded frame. High-quality extruded vinyl with a wide exterior profile. Multichamber construction provides strength and improves thermal performance.
- High-quality, full-perimeter weatherstrip
- Integral nailing fin
- Many egress units available
- Flush-mounted tilt latches on single-hung and double-hung
- Easy glide rollers for smooth operation on slider



Check Out In-Stock Sizes

For help, please ask a team member.

Custom Sizes Available in 1/8" Increments on All Vinyl Windows (Builders & Premium)

Optional Features

- Color: desert sand or almond
- Custom sizes available in increments of 1/8"
- Screens ship separately from windows on request
- ENERGY STAR® certification available
- SunResist™ Low-E Insulating Glass
- Neat® glass for easy cleaning
- Glass options in Bronze Tint, Grey Tint, Obscure, Tempered or Laminated Glass
- Grille options in Prairie Glass, Prairie Frame or Colonial style; 5/8" or 7/8" flat, 5/8" or 1" contoured
- Integral brickmould doubles as a J-channel, has a continuous head and sill, has wider, stronger frame profile vs. muller units
- Pocket replacement or brickmould with J-channel
- Decorative quarter-rounds, round tops and rectangular transoms attach directly; overall frame width should match overall single frame unit width
- Window opening control device
- DP 50 (design pressure) upgrade available on single-hung and double-hung
- Fiberglass, charcoal colored, insect screen available with a heavy-duty White, Desert Sand or Almond aluminum frame
- Aluminum mesh screen available
- Automatic lock system sash lock for single-hung and slider
- Available as a side-load single-hung
- Jamb extensions available in oak, maple, white, desert sand, primed and marley.

Builders™ Vinyl Windows & Patio Doors

2 Optional Exterior FiniShield™ Colors**



Black




Bronze

*For complete FiniShield™ and vinyl window product warranty and patio door information please visit jeld-wen.com

**Colors shown may not match final finish



Single-Hung Window



Bay Window

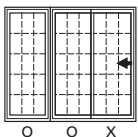


SINGLE-HUNG WINDOWS

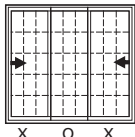
Our single-hung windows have earned a 2019 ENERGY STAR® Most Efficient rating. The sash of our single-hung window is steel-reinforced for added structural strength. The operable sash tilts in for easy cleaning. We also offer an optional side load sash design with jamb clips for complete sash removal. To help protect homes from drafts and moisture, they include high-quality weatherstripping.



Slider Window



Reverse Slide



Two-Vent Slide



SLIDER WINDOWS

Our slider windows represent one of the three most popular styles available. You get vinyl durability with a sleek classic design profile. Designed for use in new construction or as a retrofit window, our slider windows are aesthetically appealing, low-maintenance and have earned a 2019 ENERGY STAR® Most Efficient rating.



Double-Hung Window



DOUBLE-HUNG WINDOWS

These windows are best suited to traditional architectural styles. Double-hung windows feature an upper and lower sash that slide vertically past each other in a single frame. Both sashes tilt in for convenient cleaning.



Geometric Window

Frame Options See Page 5

The windows on this spread are available with nailing flange, without nailing flange or as block frame.




RADIUS & GEOMETRIC WINDOWS

Our Premium™ vinyl windows and patio doors are available in custom sizes and shapes to meet your design specifications. Select a geometric and radius window when you want to frame a beautiful exterior view. They can be used as free-standing units or in combination with other styles. They are our highest rated window in preventing air and water infiltration.



Casement Window



Bow Window



Awning Window

Frame Options
See Page 5

The windows on this spread are available with nailing flange, without nailing flange, as brickmould frame with integral J-channel or block frame.



CASEMENT WINDOWS

Hinged on the side, casement windows open outward in a swinging motion to the right or left. As it opens, the hinged side of the sash moves away from the jamb making it possible to reach between the sash and the window frame for easy cleaning. Casement windows have a multipoint locking mechanism, providing added safety and security for your family.




AWNING WINDOWS

Awning windows in the Premium™ Series are a good choice for today's homes. These windows are hinged at the top and swing out allowing for ventilation. They provide protection from wind and rain by closing extremely tight and preventing air and water infiltration.

Standard Features

- Color: white
- 3/4" Low-E insulating glass with argon
- Contoured finger lifts for ease of operation
- Overall jamb width is 3-1/4"
- Lifetime Limited warranty
- Mitered and fusion-welded frame. High-quality extruded vinyl with a wide exterior profile. Multichamber construction provides strength and improves thermal performance.
- Single-hung side load sash removal
- Baffled weep holes
- Dimension behind nailing fin is 1-19/32"
- High-quality, full-perimeter weatherstrip
- Integral nailing fin
- Many egress units available
- MAG-Lock®, magnetic one-touch automatic lock
- High-quality lock and operator match the color of the window. Casement lock is multipoint with a single actuating handle for convenience and safety.
- Standard foldable crank handle on casement and awning windows
- Delrin® rollers for smooth operation on sliders

BetterVue® Screens



View through regular fiberglass insect screen

View through BetterVue® insect screen

Please note: These images are for illustration purposes only. Actual screen may appear differently.

Premium™ Vinyl Windows & Patio Doors

2 Optional Exterior FiniShield™ Colors**



Black



Bronze

*For complete FiniShield™ and vinyl window product warranty and patio door information please visit jeld-wen.com

**Colors shown may not match final finish

Optional Features

- Color: Desert Sand or Almond
- Custom sizes available in increments of 1/8"
- ENERGY STAR® certification available
- Energy Saver MAX package (triple pane glass with argon)
- Energy Saver MAX-K package (triple pane glass with argon & krypton)
- SunResist™ Low-E Insulating Glass
- Neat® glass for easy cleaning
- Sound control glass
- Glass options in bronze tint, grey tint, obscure, tempered or laminated
- Grille options in prairie glass, prairie frame or colonial style; 5/8" or 7/8" flat (GBG), 5/8" or 1" contoured (GBG), 7/8", 1-1/8" or 1-3/8" simulated divided lites (SDL)
- Block frame or pocket frame
- Integral J-channel brickmould available on operating single and twin casement and awning units
- Custom size extension jambs in oak, maple, white vinyl, pine or primed available in increments of 1/8"
- Decorative quarter-rounds, round tops and rectangular transoms attach directly; overall frame width should match overall single frame unit width
- Even sight lines on single-hung and sliders
- Window opening control device
- Fiberglass, charcoal colored, insect screen* available with a heavy-duty white, desert sand or almond frame
- Aluminum mesh screen available
- BetterVue® screen available. Designed to keep more insects outside, while letting more natural light inside.

*Insect screens are not intended to stop children from falling through an open door or window. For insect screens or security devices, please see associate for details.



Sliding Patio Door



Tilt-and-Raise Mini-Blinds

Sealed between tempered safety glass. Tilt-and-raise patio doors feature controls to raise and lower internal mini blinds.



Tilt-and-Raise Mini Blinds

LIMITED
LIFETIME
WARRANTY



SLIDING PATIO DOORS

Our Builders™ vinyl patio door is recognized not only for its versatile look, but for its total strength. Doors open by sliding along horizontal stainless steel tracks; they have metal rollers for easy operation.

The Builders™ vinyl sliding patio door with internal miniblinds is perfect for nearly any Builders™ vinyl patio or deck. The doors come fully assembled and can be ordered in either left-handed or right-handed styles.

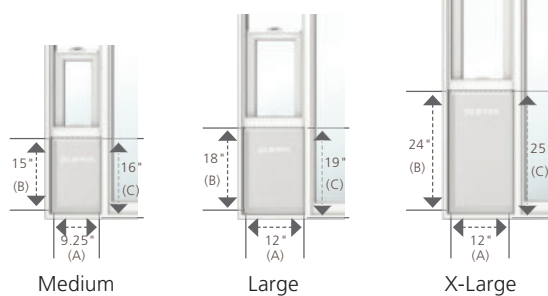




Standard Features

- Low-E energy-saving glass
- Secure-closing pet panel with automatic AL-Lock and clear flap
- Maintains full access as a standard 5'0" X 6'8" patio door, custom sizes available
- Available in white and desert sand
- Available in three sizes for pets up to 80 lbs

Available Sizes



LIMITED
LIFETIME
WARRANTY



Available Colors*



White



Desert Sand

*Colors shown may not match final finish

Handle Sets



AL-Lock (Standard on pet panel)





Sliding Patio Door



Tilt-and-Raise Mini-Blinds

Hardware Options*



Brushed Chrome

White

**See millwork associate for additional hardware options*



SLIDING PATIO DOORS

The signature of JELD-WEN Premium™ vinyl patio doors pays attention to detail. As a result, they are particularly easy to install in many styles of homes, whether for new construction or as replacement patio doors.

In addition to being ideal for residential applications, Premium vinyl patio doors are an excellent choice for light commercial projects.



LIMITED
LIFETIME
WARRANTY

For full warranty details please visit jeld-wen.com



BRILLIANTLY DESIGNED TO SIMPLIFY YOUR LIFE.

Introducing easy-to-install retrofit brickmould vinyl windows from JELD-WEN, the smart, simple solution to window replacement.

Featuring an innovative frame system with an integral nailing fin, they can be installed quickly compared to traditional window replacement systems. And because the design works seamlessly with the home's existing siding, they can be used with virtually all types of siding.

Innovative, simple and stunning, retrofit brickmould vinyl windows from JELD-WEN provide uncompromising quality and unmatched curb appeal, setting new standards in replacement windows.



EASY TO INSTALL

While typical window installation requires significant work inside and outside the home, JELD-WEN® retrofit brickmould vinyl windows are primarily installed on the exterior, making for replacement windows that install quickly, yet stand the test of time.

EVERY STYLE IMAGINABLE

JELD-WEN® retrofit brickmould vinyl windows are perfect for professional remodelers. Whether the home is traditional or modern, colonial or bungalow, we've got the options to help you create a smart solution that integrates flawlessly with all types of siding materials and architectural styles.

RETROFIT BRICKMOULD WINDOW HARDWARE OPTIONS



MAG-Lock®
Easy to unlock and open the window in one intuitive movement. Available on single-hung and sliding windows.



Style Cam-Lock
Classic styling with unobtrusive lines which are simple, elegant and secure. Available on single-hung, sliding and double-hung windows.



Multipoint Lock
This cleverly designed lever easily controls multiple sashlocks. Available on casement windows.



Standard Nested Nesting Handle (top)
ADA-compliant option also available (bottom) Available on casement windows.

NOTE: Available in premium series only

SIMPLICITY.

JELD-WEN® retrofit brickmould vinyl windows are available in an array of popular window styles. In addition to popular single- and double-hung styles, these windows are available in casement, awning and picture applications. Plus, the material used to create them is the result of an innovative dual extrusion process where the regrind from colored vinyl can now be utilized. It's a smart, responsible repurposing of vinyl.

DESIGN

For an instant increase in curb appeal, these windows are the best choice. A sill nose is available for the bottom of the window, providing a distinct traditional look, while a variety of operating styles and sizes enhance the look of any style home. Color and finish options offer a high level of customization.

INSTALLATION

The retrofit brickmould frame streamlines the installation process, eliminating the need for trim. By fastening through the fastener channel and the nailing fin, a window can be used in replacement applications in three easy steps. Once installed, you'll enjoy exceptional performance due in part to an industry-leading weather seal.

1. Remove old window and exterior trim
2. Install the new window by fastening through the face of the brickmould
3. Snap in the vinyl cover strip which conceals the fastening screws


For full installation details, see instructions included with every window or visit jeld-wen.com.

OPTIONS

Available in 1-1/2 inches, the retrofit brickmould accessory can be factory-applied to all four sides of the window, or to top and sides with sill nosing on the bottom.

HARDWARE COLOR OPTIONS

Standard Finish



White

Optional Finishes




Chestnut Bronze



Brushed Chrome



Polished Brass

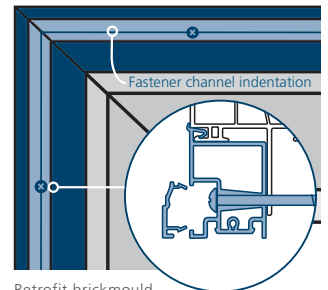
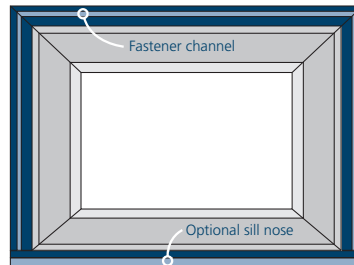


Antique Brass

ORDERING

Selecting the exact windows you need has never been simpler and once your order is placed, you can expect quick delivery with minimal lead time. Three ways to measure:

1. Brickmould dimension
2. Interior dimension
3. Rough opening



Retrofit brickmould accessory shown in blue



Sill nosing



1-1/2" Brickmould accessory

AN AUTHENTIC WOOD WINDOW LOOK WITH LOW-MAINTENANCE DURABILITY

With JELD-WEN® Flat Casing Vinyl windows and patio doors, the look of traditional wood windows is within reach. Each window features a sloped sill and three sides of 3-1/2" casing for architectural accuracy. Coordinating patio doors include flat casing on the sides of the frame. They are ideal replacement options for American Colonial-style homes and can greatly reduce the cost of exterior trim for new homes.

This line delivers the energy efficiency and ease of vinyl, plus details that simplify maintenance, such as tilt sashes for easy cleaning and high-quality extruded vinyl that retains its color all the way through. Best of all, they are backed by a Limited Lifetime Warranty* for ultimate peace of mind.

INTEGRAL FLAT CASING WITH J-CHANNEL**

Most flat casing vinyl operating types feature integral exterior casing, so there's no need to apply exterior trim around the windows and patio doors (saving added expense). The J-Channel creates a clean look, and the casing is 3-1/2" wide for an American Colonial appearance.

SILL NOSING


This architecturally-correct feature, used for the trim on the bottom edge, helps our flat casing vinyl windows look more like traditional wood windows, for greater curb appeal. The other three sides feature the integral flat casing.

COLOR

Standard Interior & Exterior Colors




White



Desert Sand


Optional Hardware Finishes



Brushed Chrome



Polished Brass



Antique Brass



Bronze

Note: Actual colors may vary from samples shown to due printing process and/or differing monitor calibrations.

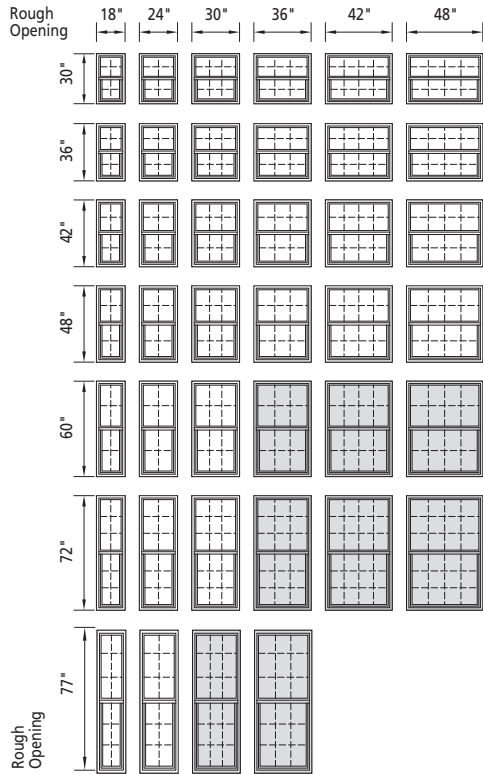
ADDITIONAL OPTIONS

- Insect screens
- Window opening control devices (WOCD)





STANDARD SIZES (all measurements in inches)



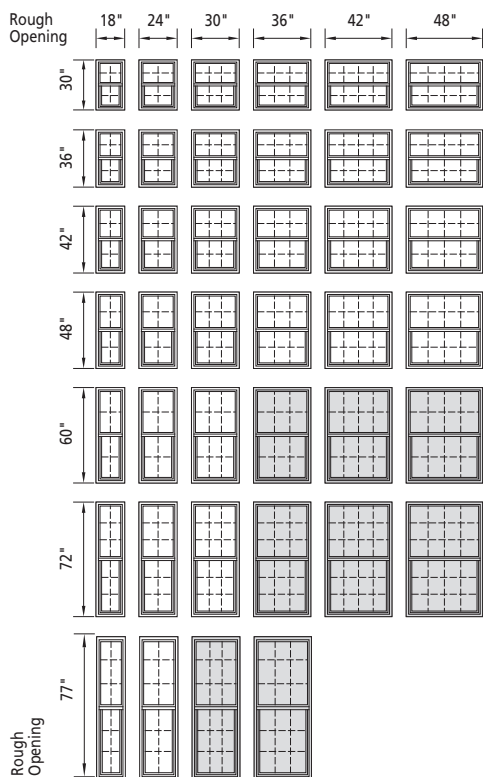
Shaded windows indicate units meet most egress code requirements. State and local codes may differ. Egress dimensions equal minimum net clear opening height=24"; width=20"; area=5.7 sq ft. Opening must meet all three conditions to qualify.

PRODUCT SPECIFICATIONS

Vinyl windows and patio doors
DOUBLE-HUNG WINDOWS—BUILDERS™ & PREMIUM™ VINYL



STANDARD SIZES (all measurements in inches)

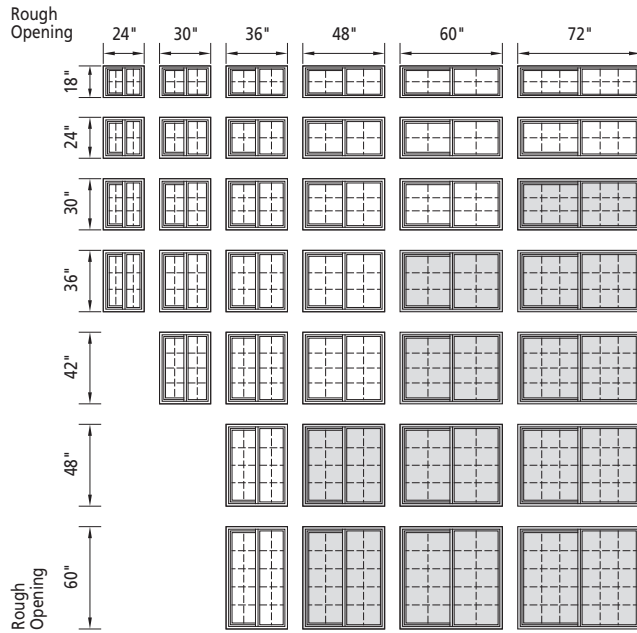


Shaded windows indicate units meet most egress code requirements. State and local codes may differ. Egress dimensions equal minimum net clear opening height=24"; width=20"; area=5.7 sq ft. Opening must meet all three conditions to qualify.

**36"x60" without sash stop, 36"x72", 30"x77" meets egress in Builders™ vinyl only*

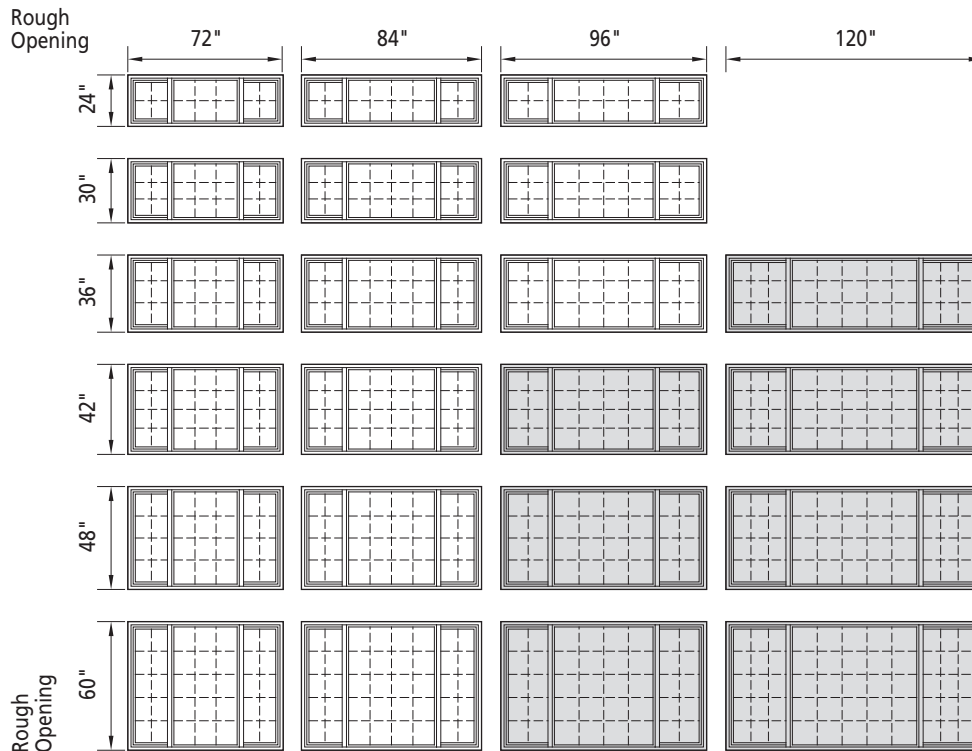


STANDARD SIZES (all measurements in inches)



Shaded windows indicate units meet most egress code requirements. State and local codes may differ. Egress dimensions equal minimum net clear opening height=24"; width=20"; area=5.7 sq ft. Opening must meet all three conditions to qualify.

TRIPLE COMBINATION WINDOWS (all measurements in inches)



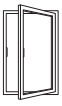
PRODUCT SPECIFICATIONS



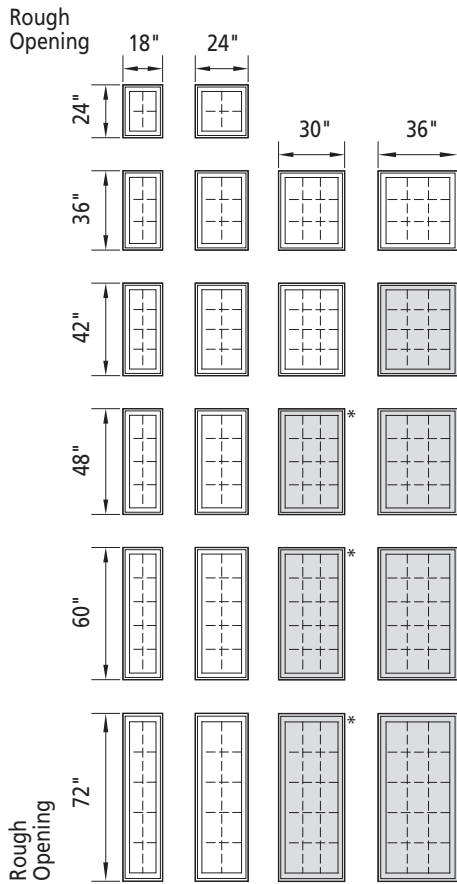
STANDARD SIZES (all measurements in inches)

Rough Opening	SINGLE 24"	SINGLE 30"	SINGLE 36"	SINGLE 42"	SINGLE 48"
18"					
35 1/2"					
24"					
48"					
30"					
59 1/2"					
72"					

Rough Opening	TWIN 48"	TWIN 60"	TWIN 72"	TWIN 84"	TWIN 96"
18"					
35 1/2"					
24"					
48"					
30"					
59 1/2"					
72"					



STANDARD SIZES (all measurements in inches)

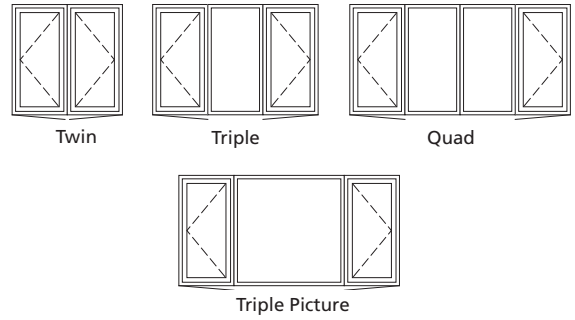


*Sizes require egress hardware to meet egress requirements for most codes.

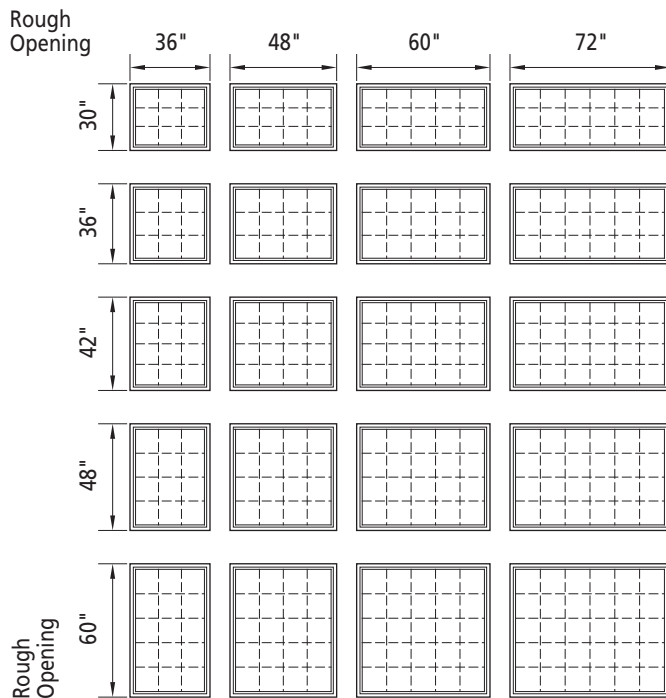
STANDARD VENT LAYOUTS FOR SINGLE UNITS
Specify left-hand, stationary, or right-hand (viewed from exterior)



STANDARD VENT LAYOUTS FOR MULTIPLE UNITS
(Viewed from exterior)

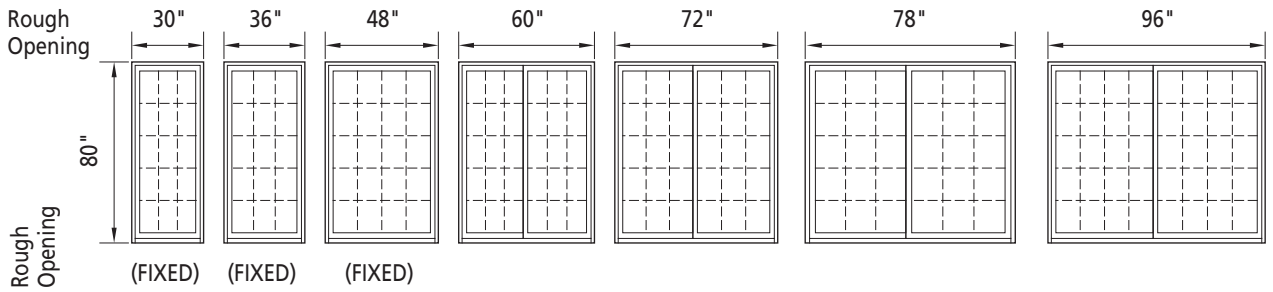


PICTURE UNITS (all measurements in inches)





INDIVIDUAL UNITS (all measurements in inches)

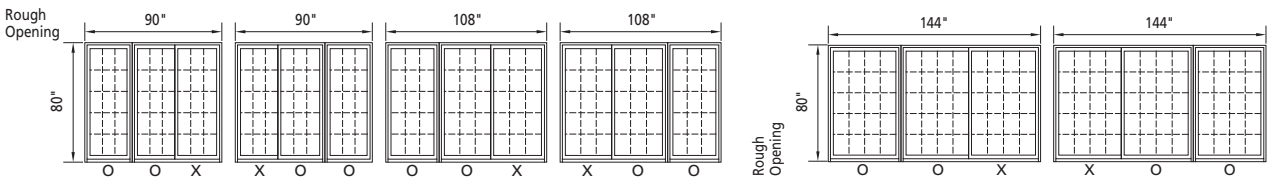


PRODUCT SPECIFICATIONS

NOTE: The tilt-and-raise blinds vinyl patio door are only available in 60" & 72" widths

COMBINATIONS OF INDIVIDUAL UNITS (all measurements in inches)

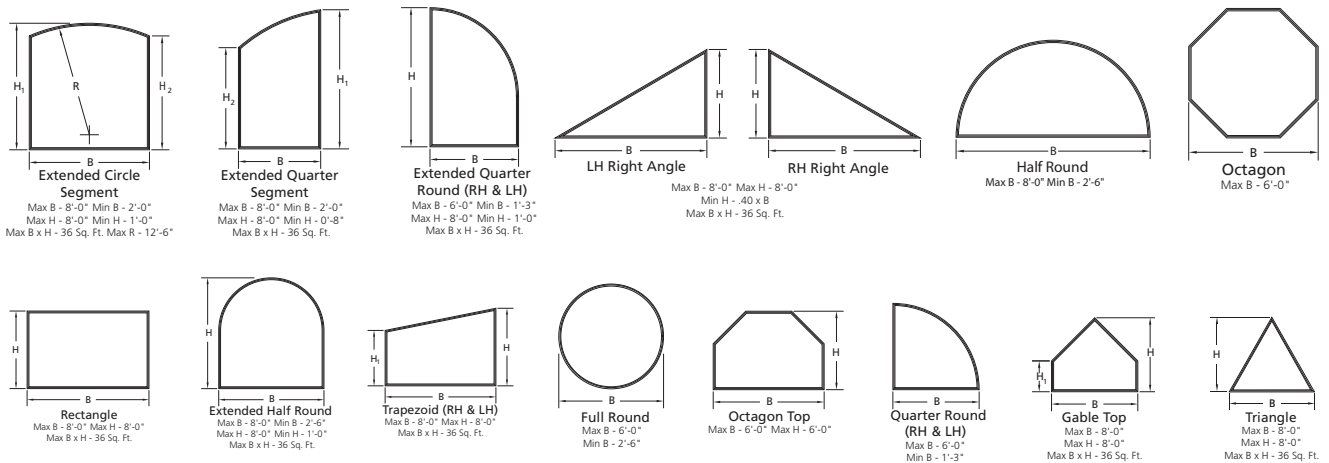
X = Operable Panel O = Fixed Panel



NOTE: Combinations shown above are typical; other combinations are available
All patio door handing operations are as viewed from the exterior



STANDARD SIZES (all measurements in inches)



SELECTED QUARTER-ROUND GRILLE PATTERNS

SELECTED HALF-ROUND GRILLE PATTERNS





JELD-WEN® WINDOW & PATIO DOOR LIMITED WARRANTY

OUR WARRANTY TO YOU...

JELD-WEN® Products¹ are designed to create lasting value for your home. This warranty is effective for all JELD-WEN window and patio door Products (except United Collection products) manufactured on or after **June 1, 2019** for use in the United States and Canada. Any previous warranties will continue to apply to products manufactured by JELD-WEN prior to this date. For additional information, including care and maintenance instructions, installation instructions, and previous warranties, refer to www.jeld-wen.com or www.jeld-wen.ca.

What This Warranty COVERS

Except as set forth in the Special Coverages section below, we warrant that if your JELD-WEN Product exhibits a defect in material or workmanship within the time periods from the date of manufacture as specified below, we will, at our option, repair, replace or refund the purchase price of the Product or component part. Skilled labor² (where deemed necessary by us) to repair or replace any component is provided as specified below.

	Wood & Metal Clad Wood	Composite	Vinyl and Metal Clad Vinyl	Aluminum
Basic Product Coverage Owner-Occupied Single-Family Residence	20 years	10 years; glass is covered for 20 years	as long as you own and occupy your residence	10 years
Basic Product Coverage Commercial (Other than Owner-Occupied Single-Family Residence)	20 years	10 years	10 years	2 years
Skilled Labor² Coverage	2 years	2 years	2 years	1 year
Transferability - the maximum length of any coverage when you sell your residence or it becomes occupied by other than the original owner	10 years	10 years	10 years	Non-transferable

Special Coverages (Applies to both Owner-Occupied and Commercial)

The following Special Coverages apply to special product features and options; not all options are available on all products or in all regions.

Glass Options	Coverage	Notes
Triple-Glazed Glass Units	20 years	Includes the glass panes and the insulating seal.
ImpactGard® Glass Units	10 years	
Special Glazings	5 years	Includes laminated glass units other than ImpactGard, and glass options not listed in our product literature, e.g., leaded or decorative glass.
Blinds/Shades Between the Glass	10 years	Includes the seal, external control mechanism, and operation of the shade/blind.
Stress Cracks	1 year	Applies to sealed glass units installed in windows and patio doors. Laminated glass and special glazings are excluded. Coverage includes replacement glass and skilled labor ² necessary to replace the glass. Stress cracks occur when the glass develops a crack without sign of impact.
Accidental Glass Breakage	Same as the Basic Product Coverage above (Owner-Occupied or Commercial)	Applies to Products ordered with double strength or thicker glass. Not covered: damage attributable to acts of nature (e.g. fire, hurricane, etc.), civil disorder, building settling, structural failures of walls or foundations or improper installation, construction job-site mishaps, storage, or handling. Special glazings and ImpactGard glass are not covered by this glass breakage warranty.
Finish Options	Coverage	Notes
Clad Finish on Metal Clad Exteriors	AAMA 2605: 30 years	Coverage is for peeling, checking, cracking, or exhibiting excessive chalk, fade or color change ³ . Clad products installed within one mile of a salt-water source (for example, an ocean or salt lake) or other corrosive environment require additional and specific maintenance requirements. Refer to our full care and maintenance instructions.
	AAMA 2603/2604: 10 years	
	Anodized: 5 years	
Factory Interior Finish on Wood Products	1 year	Coverage is for peeling, checking, or cracking. Should the factory interior finish be proven defective within this time period, we will at our option, replace or refinish the component or product, or offer a refinish credit up to \$50 per opening for windows or \$100 per opening for patio doors. This coverage applies to factory-applied finish coat options only; standard factory-applied primer is not a finish coat.
Colored and Laminated Surfaces on Vinyl and Composite Products	10 years	Coverage is for peeling, blistering, or flaking, and excessive color change ³ . This coverage does not extend to discoloration, polish, surface damage, or alteration caused by the use of natural or chemical solvents or an environmental factor causing such damage.

Other Special Coverages	Coverage	Notes
AuraLast® Protection for Wood Products	Owner-Occupied Single-Family Residence: as long as you own and occupy your residence	Coverage is for wood decay and/or termite damage in pine wood components. Warranty coverage outside Canada, the contiguous 48 states and Alaska is contingent upon approval from the JELD-WEN Customer Care Department. Please contact us.
	Commercial: 20 years	
Custom Fiberglass Door Slabs	As long as you own and occupy your residence	
Factory Prefinish on Custom Fiberglass Doors	10 years	Should the factory prefinish be proven defective, we will at our option refinish the door or pay up to \$350.00 per opening to the current owner.
Electric Operators	1 year	Coverage includes replacement parts and skilled labor necessary to replace the operator for one year.
Retractable Roll Screens	5 years	

How To Get Assistance

If you have a problem with your JELD-WEN Product, contact the dealer/distributor or contractor from whom you purchased your product or contact us directly:

	In the United States:	In Eastern Canada:	In Western Canada:	In Ontario Canada
Mail:	JELD-WEN Customer Care Attn: Warranty Claims P.O. Box 1329 Klamath Falls, OR 97601	JELD-WEN Service Dept 90, rue Industrielle Saint-Apollinaire, Quebec Canada G0S 2E0	JELD-WEN Service Dept 550 Munroe Avenue Winnipeg, Manitoba Canada R2K 4H3	JELD-WEN Service Dept 90 Stone Ridge Road Vaughan, Ontario Canada L4H 3G9
Phone:	888-JWHelpU 888-594-3578	800-463-1930	888-945-5627 204-668-8230	800-440-2714 905-265-5700
Fax:	800-436-5954	888-998-1599	204-663-1072	905-265-5704
E-mail:	jeldwenwarranty@jeld-wen.com		wpgservice@jeld-wen.com	
Web:	www.jeld-wen.com/contact-us	www.jeld-wen.ca/contact-us		

We can respond quickly and efficiently if you provide the following: a) product identification (from the original order/invoice, spacer code, permanent label, or the window identification number found on corner of glass), b) how to contact you, c) the address where the product can be inspected, and d) a description of the apparent problem and the product (photographs are helpful).

What We Will Do

Upon receiving your notification, we will send out an acknowledgement within three business days to the contact, which you have provided. We will investigate your claim and will begin to take appropriate action within 30 days after receipt of notification. If your warranty claim is denied, we may charge an inspection fee for an onsite inspection that is required or requested by you.

If your claim is approved, and we choose to repair or replace the product or a component of the product, the replacement product/component will be provided in the same specification as the original product or its nearest equivalent current product. Replacement components/products are warranted for the balance of the original product warranty or 90 days, whichever is longer.

If the claimed nonconformity is warp of a door slab, we may defer repairing or replacing the door slab for a period up to twelve (12) months from the date of claim. It is not uncommon for a temporary warp condition to occur as the door slab adjusts to local humidity and temperature conditions. This deferral will not be counted against the warranty period.

What This Warranty Does NOT Cover

JELD-WEN is not liable for damage, product failure or poor product performance due to:

- Normal wear and tear, including normal wear and tear of weatherstrip; natural weathering of surfaces. Variance in color or texture of natural wood parts, and natural tarnishing of copper cladding are not considered defects.
- Normal wear and tear to hardware and naturally occurring changes to hardware finishes (e.g., corrosion or tarnishing).
- Exposure to chemicals (e.g. brick wash) or a harsh environment (e.g. salt spray or airborne pollutants) unless otherwise stated above.
- Misuse, abuse or failure to properly finish and provide maintenance.
- Alteration or modification to the Product (e.g. customer applied tints or films, paint finishes, security systems).
- Any cause beyond the reasonable control of JELD-WEN (e.g. fire, flood, earthquake, other acts of nature, and acts of third parties outside of our control).
- Failure to provide an adequate overhang for fiberglass doors; damage caused by extreme temperature buildup where storm doors are present. For general guidelines, see our "Appropriate Protection for Exterior Doors" in our product literature or at www.jeld-wen.com/resources; for specific information pertaining to your structure, consult your contractor or other building professional.

- Improper installation not in conformance with JELD-WEN installation instructions (note: see www.jeld-wen.com for current installation instructions); operational problems and problems related to water and/or air infiltration/leaking as a result of improper installation or flaws in building design or construction.
- Installation into a condition that exceeds product design standards and/or certified performance specifications and/or is not in compliance with building codes.
- Extreme artificial temperature buildup or exposure (e.g., where storm doors/windows are present).
- Hardware or inserts that are not provided by us, such as locksets, door handles, strikes, etc.
- Condensation or damage as a result of condensation (Note: unless due to insulating glass failure, most condensation problems are related to excessive humidity levels in a structure. Contact a heating/air conditioning specialist for help).
- Wood decay in wood components other than of pine species and any components (including pine) that come in direct contact with soil. Note: superficial mold/mildew does not indicate wood decay.

JELD-WEN is also not liable for:

- Glass breakage (except as covered above).
- Screen damage due to normal wear and tear, misuse, abuse, or insect or animal activity.
- Slight expansion or contraction due to varying environmental conditions; slab movement (shrinkage or swelling) of 1/4" or less due to temperature and humidity, consult the Homeowner's Manual on how to work with this natural movement.
- Slight imperfections or wavy distortions in the glass that don't impair structural integrity. Note: wavy distortions in the glass (e.g. related to laminate interlayer or heat strengthening of glass) are not considered a defect. Slight color variations in glass are not considered a defect.
- Hairline cracks in factory-applied finishes; surface cracks that do not compromise the underlying material are not a defect.
- Damage or distortion to other property, including but not limited to, vinyl siding, building components or landscaping caused in whole or in part by reflection of light or heat from JELD-WEN windows or doors.
- Product or component performance decline due to aging, inert gas dissipation, natural processes or failure to provide proper maintenance. Note: Other than inert gas loss due to seal failure, the migration of an inert gas, such as argon, is a natural process that occurs over time and is not a defect.
- Repairs on product not accessible by road; travel costs related to repairs on product located more than 125 miles/200 kilometers from an authorized dealer; providing, assembling, or dismantling scaffolding, lifts, or other specialized equipment.
- Labor and materials for repainting or refinishing activities or the removal or disposal of defective product(s); labor exceeding the time periods specified above.
- Incidental or consequential damage. Some states/provinces do not allow the exclusion or limitation of incidental or consequential damages, so this may not apply to you.

Important Legal Information -- Please read this carefully. It affects your rights.

This Limited Warranty document sets forth our maximum liability for our products. We shall not be liable for special, indirect, consequential, or incidental damages. Your sole and exclusive remedy with respect to any and all losses or damages resulting from any cause whatsoever shall be as specified above. We make no other warranty or guarantee, either express or implied, including implied warranties of merchantability and fitness for a particular purpose to the original purchaser or to any subsequent user of the Product, except as expressly contained herein. In the event state or provincial law precludes exclusion or limitation of implied warranties, the duration of any such warranties shall be no longer than, and the time and manner of presenting any claim thereon shall be the same as, that provided in the express warranty stated herein. This Limited Warranty document gives you specific legal rights, and you may have other rights that vary from state/province to state/province.

Any dispute, controversy or claim arising out of or relating to this warranty, any alleged breach thereof, or the use or sale of the products to which this warranty applies shall be resolved by mandatory and binding arbitration administered by the American Arbitration Association in accordance with its commercial arbitration rules. Any ensuing arbitration will be venue in Charlotte, North Carolina. Original purchaser agrees that they may assert claims against JELD-WEN in their individual capacity only, and not as a plaintiff or class member in any purported class action proceeding. This warranty shall be interpreted in accordance with the laws of North Carolina (excluding North Carolina's conflict of laws principles). If any provision of this warranty is deemed illegal or unenforceable in a judicial proceeding, that provision shall be severed and excluded, and the remainder of this warranty shall continue in force. Rejection of these dispute resolution provisions must be sent to JELD-WEN at the address provided herein within thirty (30) days of original purchaser's receipt of the Products to which this warranty applies.

No distributor, dealer or representative of JELD-WEN has the authority to change, modify or expand this warranty. The original purchaser of this Product acknowledges that they have read this warranty, understand it and are bound by its terms and agrees to provide this warranty to the original owner of the structure into which the Product is installed.

¹ "JELD-WEN Products" shall refer to window and patio door products (except United Collection products) manufactured in the United States and/or Canada and marketed under the JELD-WEN brand name for use in the United States and/or Canada. See our separate United Collection warranty, or our Export Warranty for applicable coverage on products used outside the United States and Canada.

² "Skilled labor" refers to tasks where specialized technical knowledge, experience, methods or tools are required to properly identify, diagnose and/or correct product-related issues.

³ "Chalking" of the exterior finish is not a defect unless it exceeds a numerical rating of eight (8) when measured in accordance with the standard procedures specified in ASTM D4214. Fading or changing in color of the exterior finish is not a defect unless it exceeds five (5) E units, calculated in accordance with ASTM D2244, paragraph 6.2. Color change shall be measured on an exposed area of finish that has been cleaned of surface soils and chalk, and the corresponding values measured on the original or unexposed area of finish. Fading or color changes may not be uniform if the surfaces are not equally exposed to the sun and elements. If the above ASTM standards change, the standard in effect at the time of purchase applies. As an option to replacement, we may choose to refinish the product.



AVAILABLE SPECIAL ORDER!

OUR FULL LINE OF BUILDERS AND PREMIUM VINYL WINDOWS AND PATIO DOORS ARE NOW AVAILABLE WITH FINISHIELD™

THE FINISHIELD™ COATING PROVIDES EXCEPTIONAL HEAT REFLECTION TO REDUCE HEAT DEGRADATION, PROTECTING BOTH THE FINISH AND VINYL BENEATH.

Choose your color on the outside and the inside


Exterior Vinyl Colors**†



Black

Bronze

Interior Vinyl Colors*



Desert Sand

White

Almond

Interior Wood Laminate**‡



Light Oak

Dark Oak

* Actual colors may vary from the samples displayed. Some colors may be subject to regional availability

† All FiniShield™ exterior colors are special order and are at an additional cost

‡ Premium™ vinyl only

MENARDS®